



The Baby Footprint

Volume 11, Issue 1


August 2015

Points of Interest:

- IDoR 2015
- Education
- Training
- WFPI
- Conferences
- SASPI Overview

Inside this issue:

<i>International Day of Radiology 2015</i>	2, 3
<i>SASPI / RSSA / CHOP Webinars</i>	4
<i>SAJR Paediatric Special Issue 2015</i>	4
<i>Training</i>	5
<i>Recent conferences</i>	6, 7
<i>AFROSAFE</i>	7
<i>Upcoming conferences About SASPI</i>	8



Dearest friends and colleagues,

November 8 is the **International Day of Radiology (IDoR)**. This year it is dedicated to Paediatric Imaging and the important role that radiology plays in the diagnosis and management of diseases affecting children.

SASPI has seized this opportunity to focus on **education in paediatric imaging** and has planned many activities to commemorate this event.

In collaboration with SASPI, the **South African Journal of Radiology** will publish a special paediatric issue. We have received an overwhelming response from our local and international colleagues keen to contribute, and this publication will be available online in November 2015.

Our second major activity planned for IDoR is a **series of educational paediatric imaging webinars** in collaboration with the Radiological Society of South Africa. We have already aired successful webinars by Professor Kassa Darge, and Drs Theresa Victoria, Sabah Servaes and Karuna Shekdar from Children's Hospital of Philadelphia (CHOP), and Drs Tracy Kilborn and Nicky Wiesenthaler from Red Cross Memorial Children's Hospital (RCCH). With deep gratitude to Professor Kassa Darge, we will be broadcasting additional webinars from paediatric radiologists at CHOP on current imaging approaches in paediatric radiology.

We encourage all departments to take advantage of the opportunity to promote IDoR and education in paediatric radiology. As an additional incentive, **SASPI is offering a prize of R5,000 to the department with the most creative activity promoting education in paediatric radiology.** Details of your planned activities and photos or video clips can be submitted to SASPI secre-



tary, Vicci du Plessis paediatric.imaging.sa@gmail.com. The winner and finalists will be announced in December 2015.

The World Federation of Paediatric Imaging (WFPI) is offering a \$100 prize for the most creative video celebrating Paediatric Radiology.

SASPI's goal to broaden education and strive for excellence in paediatric imaging will result in the next **SASPI/ RSSA Paediatric Imaging Congress at Spier Estate from 4-6 November 2016**. We have an esteemed panel of local and international speakers the likes of which include Professors Kassa Darge from CHOP, Edward Lee from Boston Children's Hospital and Beverley Newman from Lucile Packard Children's Hospital. In our efforts to promote safe imaging, we will also include special sessions that will be dedicated to Image Gently® and radiation protection in children.

I look forward to an eventful and exciting second half of 2015.

Dr Jaishree Naidoo
SASPI Chairperson



Let's celebrate together!

INTERNATIONAL DAY OF RADIOLOGY

THEME: PEDIATRIC IMAGING
NOVEMBER 8, 2015

WWW.IDOR2015.COM

AN INITIATIVE OF THE ESR, ACR AND RSNA



SUPPORTED BY THE ESR, SPR, IMAGE GENTLY,
EUROSAFE IMAGING AND WFPI



IDoR 2015

The International Day of Radiology is an annual event held with the aim of building greater awareness of the value that radiology contributes to safe patient care, and improving understanding of the vital role that radiologists play in the healthcare continuum.

This year celebrates the 4th IDoR, and is dedicated to **Paediatric Imaging**.



SASPI is offering a prize of

R5000



to the radiology department who can come up with the best initiative to promote awareness in paediatric imaging (particularly radiation dose reduction)

Please send a brief report and photos / videos of your activities to paediatric.imaging.sa@gmail.com

Competition deadline: **30 November 2015**

The **WFPI** invites talented individuals to create **short 1 - 3 minute videos** promoting Pediatric Radiology in honor of the International Day of Radiology

The most creative video will be awarded

\$100

Videos should be uploaded on **YouTube**, and the link sent to pedradvideos@gmail.com by **October 31**.

Submitted videos will be broadcast on the WFPI website on November 2 through November 8.

The video with the most "thumbs-up" on YouTube by November 6, 12 noon GMT, will be awarded a prize of \$100, and will be featured in the International Day of Radiology celebrations.



INTERNATIONAL
DAY OF
RADIOLOGY

AN INITIATIVE OF THE ESR, ACR AND RSNA

Supported by the ESR, SPR & WFPI



WFPI

<http://wfpiweb.org/>

EDUCATION

SASPI/RSSA/CHOP Webinar Programme

In commemoration of the 4th International Day of Radiology, dedicated to Paediatric Imaging, SASPI, in association with the RSSA and the Children's Hospital of Philadelphia (CHOP), presents a series of webinars to promote education in paediatric radiology in South Africa.

The SASPI / RSSA / CHOP Webinar programme is as follows:

- Wed, 15 April (20:00 - 21:00) - Imaging of Cervical Spine Trauma in Children - Dr Nicky Wieselthaler**
Imaging of Paediatric Spinal Infection - Dr Tracy Kilborn (Red Cross)
- Wed, 13 May (18:00 - 19:00) - Functional MR Urography: the Basics - Professor Kassa Darge (CHOP)**
- Wed, 24 June (19:00 - 20:00) - Fetal MRI: the Basics - Dr Teresa Victoria (CHOP)**
- Wed, 22 July (19:00 - 20:00) - Radiation Issues in Pediatrics - Dr Sabah Servaes (CHOP)**
- Wed, 5 August (19:00 - 20:00) - Pediatric Airway - Dr Janet Reid (CHOP)**
- Wed, 26 August (19:00 - 20:00) - MR Enterography in Children - Dr Sudah Anupindi (CHOP)**
- Wed, 2 September (19:00 - 20:00) - Emergency Pediatric Neuroimaging - Dr Karuna Shekdar (CHOP)**

SASPI would like to thank the Children's Hospital of Philadelphia for the generous contribution of their time and effort, and the RSSA for facilitating this webinar programme.



The Children's Hospital of Philadelphia®

SAJR Special Paediatric Issue

SASPI is privileged to have been invited to produce a special paediatric issue for the South African Journal of Radiology in celebration of the 2015 International Day of Radiology.

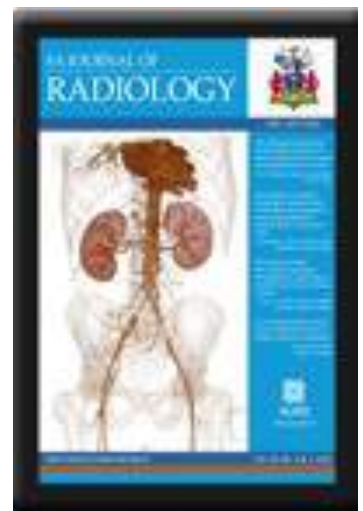
Vicci du Plessis (Guest Editor), Razaan Davis (Editor-in-Chief) and Farhana Suleman (Deputy-Editor) as well as the AOSIS Publishing Team

have been amazed by the local and international response to the manuscript submission and reviewing phases of this exciting project!

We look forward to releasing this special publication in November.

Vicci du Plessis

***"In celebration of the 2015
International Day of
Radiology....We look forward
to releasing this special
publication in November"***



TRAINING

Red Cross War Memorial Hospital Fellowship

The Red Cross War Memorial Children's Hospital Radiology Department invites anyone interested in Paediatric Radiology to apply for a one year fellowship at our institution.

Applicants will need to register with the University of Cape Town, and the Postgraduate Diploma will be awarded through the University of Cape Town.

Full time position with on-call commitments: starts 1 February 2016.

There will be a final exit examination as well as a research project and publications during your training.

Applicants must have a postgraduate degree in Radiology through the College of Medicine of South Africa and must be registered with the HPCSA.

The fellowship post is made available due to the



kind financial support of Drs Schnetler, Corbett and Partners Inc, Diagnostic Radiologists, who will sponsor the monthly salary of the successful candidate, but not the once-off University fee.

To achieve the objective of a more equitable, geographic spread of Paediatric Radiology expertise, preference will be given to candidates from outside of Cape Town

Only applicants affiliated to a government hospital will be considered with the proviso that the graduate will go back into government services in South Africa for a minimum of 3 years.

Anyone interested can apply to Dr Nicky Wieselthaler with a full CV and minimum of 3 references.

nicole.wieselthaler@westerncape.gov.za

Applications close 30 September 2015

Nelson Mandela Children's Hospital: Update


The Nelson Mandela Children's Hospital (NMCH), a 200 bed quaternary care facility and a legacy project of the Nelson Mandela Children's Hospital Trust, will open its doors mid - 2016.

The hospital will be integrated into the existing health care system which will ensure equal access to healthcare for all children and provide state of the art specialist care. Operating costs will be predominantly funded by National Treasury through the Department of Health.

Construction of the hospital, on the Wits Education campus, commenced in the last quarter of 2014 and is progressing rapidly

The "soft" opening date is April 2016 with the first patients expected in July 2016. The clinical steering committee met recently to discuss details of the phased opening with Radiology playing an integral role.

Jaishree Naidoo



Nelson Mandela
CHILDREN'S
HOSPITAL TRUST
A family dedicated to care

RECENT PAEDIATRIC IMAGING CONGRESSES

The 15th annual meeting of the Asian & Oceanic Society for Paediatric Radiology (AOSPR) , Tokyo, Japan 11-13 June 2015

The Asian and Oceanic Society for Pediatric Radiology is a society for pediatric radiologists in the Asian and Oceanic region stretching from Turkey and Jordan in the West to Korea, Japan Australia, New Zealand and the Philippines in the East and covering all points in between.

Since the inaugural meeting in Tokyo in 2000, AOSPR has been held every year all over Asia and Oceania. The 15th Asian & Oceanic Society for Pediatric Radiology (AOSPR) Congress was held in Tokyo from 11-13 June 2015.

The theme of the conference "Pediatric Radiology: Less Invasive, More Efficient".

It was an absolute pleasure to meet Prof Marilyn J Siegel from the Washington University School of Medicine, who presented the Anniversary lecture, "Dual Energy Computed Tomography: Past, Present, Future."

I had the privilege and honour to present at the International Chest session on "Imaging of thoracic infections in children, what do we need to know".

Overall this was an exciting, dynamic conference held in the city of Tokyo that was an unforgettable experience.

Jaishree Naidoo



International chest session at AOSPR

Presenters Dr Jaishree Naidoo with Dr Bernard Laya, Dr Pilar Garcia-Pena and Dr Pedro Daltro with Dr Shunsuke Nosaka (AOSPR President) and Dr Tatsuo Kono (AOSPR Secretary)

WFPI Annual General Meeting 2015

On the 5th June 2015, the AGM of the WFPI was held during the annual ESPR meeting in Graz, Austria. All member organizations participated either online or in Graz.

I was SASPI's online representation at the meeting.

A strong emphasis was placed on furthering and promoting pediatric radiology education, and also continuing the various outreach programs around the world.

The WFPI website and social media platforms are showing steady growth with a free online library of pediatric radiology talks also available.

Dr Savvas Andronikou has stepped down as

outreach chairman. This portfolio is now headed by Dr Cicero Silva from the USA.

South Africans continue to be active in teleradiology reporting, and various outreach initiatives in Africa.

All organizations, together with the WFPI, were encouraged to promote the pediatric theme for this year's International day of Radiology.

The WFPI executive positions also changed for the first time since its inception. The president Dr Ines Boechat (SPR) was replaced by Dr Veronica Donoghue (ESPR). We also have representation on the WFPI executive, with Dr Jaishree Naidoo taking up the position of vice secretary.

Aadil Ahmed



WFPI | The World Federation of
Pediatric Imaging

<https://www.facebook.com/pages/World-Federation-of-Pediatric-Imaging/176723089107785>

The 52nd annual meeting of the European Society of Paediatric Radiology (ESPR), Graz, Austria 2-6 June 2015

The Congress was themed “The basics, the modern and the future”. The postgraduate course and several lectures throughout the congress covered a multi-modality approach to paediatric imaging with the usual focus on safety in imaging. Modern and hybrid imaging techniques were discussed. The ever-increasing import of social media and technology in the field was explored in the majority of oral papers presented in the international contributions and aspects forum.

The future of paediatric radiology was a recurring theme as it was noted that both in Europe and globally there is a decline in the number of paediatric radiologists, accredited training programs and dedicated facilities, indicating that the paediatric radiologist may be an ‘endangered species’ if counter measures are not employed. A call to rally to address this issue was made, with the theme of this year’s International Day of Radiology

(paediatric imaging) providing an opportunity to promote the discipline internationally.

There was also a special focus on education and global challenges with regards to establishing and practising the discipline in challenging and hostile environments. The World Federation of Pediatric Imaging (WFPI) annual members’ meeting sought to further their outreach and education projects based on social media platforms and telereading.

The congress was complemented by many networking opportunities at the Junior ESPR and “Europe mingles” dinners.

The ESPR annual meeting of 2015 indeed expounded the basics and modern aspects of paediatric radiology, deliberated its future and provided motivation, strategies and forums to ensure a vibrant future.

Halvani Moodley
Paediatric Radiology Fellow
Red Cross War Memorial Children's Hospital

SPR 2015 Postgraduate Course Goes Virtual

The SPR Postgraduate Course via live streaming was testimony to the advancement of the digital era. Not only were the webinars FREE and live from Bellevue, Washington, but they were interactive as well, allowing participation in real-time, online quizzes! The tracts included Fetal, MSK, Cardiac, Chest and Oncological Imaging. Some of the talks were downloadable—an additional bonus! Thank you to the SPR for this amazing opportunity!



Vicci du Plessis

Launch of AFROSAFE

AFROSAFE is a campaign made by the Pan African Congress of Radiology and Imaging (PACORI) and other radiation health workers in Africa.

The campaign was launched during the 8th Scientific Congress of the PACORI. The colorful ceremony was presided over by the Director of Medical Services, Ministry of Health, Kenya Dr Nicholas Muraguri. The minister pledged the support of government towards the realization of AFROSAFE objectives. Present were other dignitaries and representatives from IAEA, WHO, ISR, ISSRT.

AFROSAFE's main objective is to unite with a common goal, to identify and address issues arising from radiation protection in medicine in Africa. The genesis of this campaign is the joint position statement by the IAEA and WHO known as the Bonn Call-for-Action which was released in 2013.

The vision of AFROSAFE is : All radiation based medical procedures in Africa appropriate and safely performed.

AFROSAFE plans to achieve its goals through supporting adherence to policies, strategies and activities for the promotion of radiation safety.

Prof Michael Kawooya
Ernest Cook Ultrasound Research and Education Institute
Mengo Hospital, Kampala Uganda

SASPI/RSSA 2nd Paediatric Imaging Congress


The ball is rolling for this exciting event, which will be held at **Spier Estate in Stellenbosch from 4-6 November 2016**.

The International Faculty will consist of Professor Kassa Darge from the Children's Hospital of Philadelphia / University of Pennsylvania, Professor Edward Lee from Boston Children's Hospital / Harvard Medical School, and Professor Beverley Newman from Lucile Packard Children's Hospital / Stanford University.

The Local Faculty will include Tracy Kilborn, Nicky Wieselthaler, Richard Pitcher, Savvas Andronikou, Jaishree Naidoo, Aadil Ahmed, Tanyia Pillay, Ebrahim Banderker and Nasreen Mohamed amongst other SASPI and AfSPI members.

The main themes will be Abdominal imaging (Gastro-intestinal and Genito-urinary), Chest (Pulmonary and Cardiac), with a strong emphasis on radiation protection of paediatric patients and the Image Gently® campaign.

Watch this space!



Formally inaugurated in March 2011, **SASPI** is a sub-group of the Radiological Society of South Africa (RSSA), and aims to:

- optimise national paediatric **imaging protocols** (available on the RSSA website)
- promote the **reduction of radiation exposure to children** during imaging (in accordance with the 'Image Gently®' campaign)
- advance **education** in paediatric radiology
- encourage paediatric radiology **research**
- support **outreach** projects locally and internationally (such as tele-reporting, site visits and clinico-radiological meetings)

Chair: Jaishree Naidoo

Vice-Chair: Aadil Ahmed

Administrator / Secretary: Vicci du Plessis

Our Members:

SASPI members are RSSA members with a special interest in paediatric radiology. Currently, we consist of **100 members** including registrars, radiologists, paediatric radiology fellows, and paediatric radiologists. Anyone who is a member of RSSA is welcome to join SASPI.

Affiliations:

Radiological Society of South Africa (RSSA)
African Society of Paediatric Imaging (AfSPI)
World Federation of Pediatric Imaging (WFPI)

Contact us: paediatric.imaging.sa@gmail.com



The Baby Footprint - compiled and edited by Vicci du Plessis