



[www.wfpiweb.org](http://www.wfpiweb.org)

# World Federation of Pediatric Imaging

Providing a united platform to address global challenges in paediatric imaging

## Small World – the WFPI Newsletter

Volume 3, Issue 3, September 2014

### On the road/air

A busy May-June for WFPI, starting with SPR 2015 in Washington DC where sessions on musculoskeletal imaging/oncology and child abuse were live web streamed, international access free of charge. With demand outstripping places, 143 people logged on from 45 different countries. Success for Dr. Richard Barth and SPR - the first of many, we hope!

Dr. Rutger Jan Nievelstein's ESPR congress in Amsterdam provided its opening session as a platform for WFPI to demonstrate the burden of disease affecting children in developing countries and how pediatric radiologists can assist their colleagues in resource-strapped settings fraught with difficulties.



SPR delegates-at-distance: selfies taken during live web streaming.

Both SPR & ESPR offered a range of international talks. The WFPI leadership ([here](#)) provided speakers & moderators for the sessions, engaging in spirited trans-continental preparations to ensure underlying coherence and impact.

WFPI's [nascent youth outreach group](#), spearheaded by Drs. Rachel Griggs and Namakula Katende at ESPR, presented further papers. Discussions are underway with [RAD-AID](#) to expand young physician involvement in the pediatric imaging field.



Dr. Rutger Jan Nievelstein, ESPR



Above: cheery patients in Angkor Children's Hospital, Cambodia – a facility assisted by Dr. Eva Kis (ESPR) in 2014. Asia's burden of childhood disease, particularly TB, was emphasized during the congress talks. © George Taylor.



Prof. Ines Boechat (SPR) and Savvas Andronikou (AfSPI) speaking at ESPR.



### WFPI Annual Meeting: looking back - & forwards too

Also held at ESPR this year, our Annual Meeting largely focused on the Annual President & Treasurer's report, presented to member organization representatives and other interested/active colleagues (some online). Our guest and outreach partner MSF/Doctors without Borders gave an overview of its imaging work. [More here](#). We are happy to see the growing numbers these occasions attract and the increasing time awarded to WFPI in congress programs. The enthusiasm generated has been immense.

That said, WFPI is what its members make it. Largely guided by our Strategic Framework of 2012, we must nonetheless evolve with time. We remain open to hearing voices and concerns from all regions: **our mandate is worldwide – high resource and low**. Every region has representatives on our Council: we intend to strengthen these ties so as to fuel the dialogue.




### WFPI Mini-Symposium

It's out! "Outreach in the Developing World". 32 papers, 50+ authors. [Click here](#).

### IDoR, Nov 8 2014

The theme of this year's **International Day of Radiology**: Brain Imaging. Watch our Facebook page as November 8<sup>th</sup> (the day that Wilhelm Conrad Röntgen discovered the existence of x-rays in 1895) approaches.



### Let us know


We're regularly posting on our **Facebook page**, we keep our **events page** up to date. If your group has an upcoming event or news it would like to share, **please let us know**.

**Coming up:** SLAPR Annual Meeting (Rio de Janeiro), ECPR 2015 (musculoskeletal, Sheffield, UK), SPR courses on cardiac (California) & pediatric neurology (Florida) and CIP2015 (Morocco).



## Curriculum

Facing a curriculum vacuum? [Models available here](#) for your inspiration, including from the Ethiopian pediatric radiology fellowship, made available to colleagues worldwide by the Dept. of Radiology, Faculty of Medicine Addis Ababa, in collaboration with Children's Hospital of Philadelphia (CHOP), USA.




As part of the same Ethiopian fellowship program, the 4th Annual Pediatric Radiology Continuing Medical Education took place in Addis Ababa in August 2014, under the auspices of WFPI. The 140 attendees – the largest number to date - included radiology residents and consultants (accounting for 80-90% of the country's radiologists) as well as pediatricians and pediatric surgeons. With participants hailing from all over the country, [see here for more](#).

## Ethiopia - CME



Dr. Amal Saleh, President of the Radiological Society of Ethiopia (RSE), delivering the opening speech.



International faculty member Prof. Wolfgang Hirsch from Leipzig, Germany (GPR), teaching during the annual Ethiopian CME.

## Child-sizing CT dose - highly recommended

NEW from the American College of Radiology – a **FREE** interactive case module: Child-sizing CT Dose: Optimizing Patient Care through Quality Improvement. For general or pediatric radiologists, radiologic technicians or medical physicists. Provides a 360° overview of the latest concepts and practices in radiation dose monitoring for child CT scans [CLICK HERE](#)



Thanks to Image Gently and its international group of CT experts for securing free access to this module for us. Log on problems via the ACR site? [Contact us](#).

## Malawi, and point of care (PoC) ultrasound

In July 2014 WFPI undertook an outreach mission to teach and determine pediatric radiology needs in different environments in Malawi. The aim: provide tele-reading support for pediatric imaging and pave the way for future teaching and training visits. [See here for Dr. Tracy Kilborn's beautiful images and vibrant trip report](#) – which (again) strongly inclines WFPI towards a focus on PoC ultrasound.



Dr. Peter Maseko who runs Pothawira Haven clinic & orphanage in Salima, learning ultrasound techniques with a new portable machine (donation: ITW)

Alongside our Malawi report: pediatric imaging introduced into [Imaging the World's](#) innovative US project in Uganda, August 2014 ([here](#)). Drs. Sabine B elard (Germany) and Julie Hurteau (SPR) accompanied Kristen DeStigter (founder, ITW) to establish US as diagnostic modality for pediatric pneumonia and TB in rural Uganda and path the way for a similar WFPI-ITW partnership in Malawi.

## IGICH, Bangalore

It's running! [See here](#). A total of 31 "problem" cases referred from the Indira Gandhi Institute for Child Health in Bangalore, most chest CTs, a few abdominal CTs and a few head CTs. Common findings: suspicious for tuberculosis or fungal disease.




Drs. Ramesh R.L. (IGICH) and Cicero Silva (WFPI)

Our IGICH radiologist referrer: Dr. Ramesh RL. WFPI volunteer tele-readers: Drs. Cicero Silva (project lead), Aadil Ahmed, Jon Brandon, Sarah Desoky and Preeyacha Pacharn.

Why can tele-reading be so slow to get going? [See here for a recent publication](#).

## Ahora disponible en espa ol

Drs. Goya Enriquez and Ramon Sanchez have started translating educational material into Spanish (these excellent QA PPTs for radiologists and trainees are [available here](#)); efforts that also support outreach work in Latin America and Mozambique.



If you could help translate educational material into your own language, [we would be happy to hear from you](#).

## Image (teeth) Gently

Did you know that the largest number of images in the world is generated from the dental chair? WFPI will be enthusiastically supporting the new IG dentistry campaign, kick off 24<sup>th</sup> Sept. Watch this space.